

**City of Malibu  
Memorandum**

City Council Meeting  
06-26-23

**Item  
3.B.14.**

To: Mayor Silverstein and the Honorable Members of the City Council  
From: Ruth F. Quinto, CPA, City Treasurer  
Subject: Investment Report for the Month Ending May 31, 2023

**RECOMMENDED ACTION:** Receive the Investment Report for the month ending May 31, 2023.

The portfolio is in compliance with the City's Investment Policy. The City has sufficient liquidity to meet expenditure requirements for at least six months.

This monthly Investment Report is in conformance with Government Code 53636, stating the Treasurer may render a quarterly report to the legislative body within 45 days following the end of the quarter covered by the report.

In addition to funds held on deposit at the Local Agency Investment Fund (LAIF) in the amount of \$28.31 million, the investment portfolio represented by each investment category is as follows:

Cash and Cash Equivalents	8.11%
U.S. Treasury	73.50%
U.S. Agencies	0.00%
Certificates of Deposit	18.39%

**Portfolio investments month to month:**

Investment Issuer/Instrument	Type	April 30, 2023			May 31, 2023		
		Amount (in millions)	Yield <sup>(A)</sup>	%	Amount (in millions)	Yield <sup>(A)</sup>	%
LAIF	Investment	\$28.31	2.89%	34.87%	\$28.31	3.10%	32.91%
CDs	Investment	\$ 6.61	4.38%	8.13%	\$10.62	4.38%	12.34%
Treasury Bills	Investment	\$ 9.02	4.64%	11.11%	\$ 9.06	4.64%	10.52%
Treasury Notes	Investment	\$32.58	3.69%	40.12%	\$33.37	3.69%	38.79%
Money Market	Investment	\$ 4.68	4.59%	5.77%	\$ 4.68	4.35%	5.44%
Blended Yield			3.62%			3.72%	
Total Duration(Years)			1.05			0.94	

<sup>(A)</sup>Yield is based on Purchase Yield for Treasury Bills

2-Year U.S. Treasury Note Benchmark, as of May 31, 2023: 4.40%

The fair market value of all investments as held by the City is \$86,042,012 as of May 31, 2023. The City also held \$15,375,071 in the bank operating account, for a total of \$101,417,083.

**ATTACHMENTS:**

1. City of Malibu Portfolio Statement
2. City of Malibu Investment Portfolio Report



## SNAPSHOT

Current period ending May 31, 2023

ACCOUNT NAME:

CITY OF MALIBU  
RUTH QUINTO

Your Financial Advisor:  
WILLIAM GOMBERG  
Phone: 714-497-1366

701 S PARKER STREET  
SUITE 2500  
ORANGE, CA 92868

If you have more than one account with us, why not link them and receive summary information for your entire household? Contact Your Financial Advisor for more details.

### Message from Our Firm

THERE'S A NEW WAY TO ACCESS THE RESOURCES, TOOLS, AND PEOPLE YOU NEED TO HELP YOU REACH YOUR MONEY GOALS. IT'S CALLED LIFESYNC®, AND IT'S IN THE WELLS FARGO MOBILE® APP. VISIT [WFA.COM/LIFESYNCSHOW](http://WFA.COM/LIFESYNCSHOW) TO LEARN MORE. YOUR LIFE. YOUR MONEY. IN SYNC.

### News

SHOULD YOU NEED ADDITIONAL DETAILS ABOUT A SPECIFIC TRANSACTION REFLECTED ON YOUR STATEMENT, THE INFORMATION IS AVAILABLE ONLINE OR BY CONTACTING THE CLIENT SERVICE NUMBER ON YOUR STATEMENT.

#### Investment and Insurance Products are:

- Not Insured by the FDIC or Any Federal Government Agency
- Not a Deposit or Other Obligation of, or Guaranteed by, the Bank or Any Bank Affiliate
- Subject to Investment Risks, Including Possible Loss of the Principal Amount Invested

Investment products and services are offered through Wells Fargo Advisors Financial Network, LLC, (WFAFN). Account(s) are carried by Wells Fargo Clearing Services, LLC (WFCS). Wells Fargo Advisors is a trade name used by WFAFN and WFCS, Members SIPC, separate registered broker-dealers and non-bank affiliates of Wells Fargo & Company.

# General instructions and disclosures

## About this statement

**Clearing services:** Wells Fargo Clearing Services, LLC (WFCS), an indirect wholly owned subsidiary of Wells Fargo & Company, is a clearing broker-dealer registered with the Securities and Exchange Commission (SEC) and the Municipal Securities Rulemaking Board (MSRB) and is a member of the New York Stock Exchange (NYSE), the Financial Industry Regulatory Authority (FINRA) and all principal U.S. exchanges. WFCS carries your account(s) and acts as your custodian for funds and securities deposited with us directly by you, through our affiliated broker-dealer, Wells Fargo Advisors Financial Network, LLC (Wells Fargo Advisors) or as a result of transactions WFCS processes for your account. Twice a year, WFCS publishes on its web site [www.wfclearing.com](http://www.wfclearing.com) a statement of the firm's financial condition. A financial statement of this organization is available for your personal inspection at its offices, or a copy of it will be mailed upon your written request. Unless and until we receive written notice from you to the contrary, WFCS may, without inquiry or investigation, accept from Wells Fargo Advisors (i) orders for the purchase or sale of securities for your account on margin or otherwise, and (ii) any other instructions concerning your account.

**Trade date statement and trade details:** All activity and positions on this statement are shown as of the date a trade is entered on the brokerage trading system (i.e., the trade date). Proceeds from the sale of securities and costs for the purchase of securities are not transacted through your account until the actual settlement date of the trade. The time of the transactions, the name of the buyer or seller, and the source and amount of any commission or fee will be furnished upon written request.

**Pricing of securities:** Securities prices on your statement may vary from actual liquidation value. Prices are provided by outside quotation services which we believe are reliable but due to the nature of market data the accuracy cannot be guaranteed. In the absence of such pricing, prices are estimated by WFCS using available information and its judgment. Such estimates may not reflect actual trades and do not reflect a commitment by the firm to buy or sell at those prices. Securities listed on a national exchange are priced as of the close of the statement period. Unlisted shares may be valued at the current best published "bid-price", and, if none exists, the last reported transaction if occurring within the last 45 days. Prices of securities not actively traded may not be available and are indicated by "N/A." Corporate and municipal bonds and other fixed income securities are priced by a computerized pricing service or, if less actively traded, by utilizing a yield-based matrix system to arrive at an estimated market value. Listed options are priced based on the closing "bid-ask" prices and the last reported trade. Mutual fund shares are priced at net asset value. Shares of direct participation program (DPP) and real estate investment trust (REIT) securities that are not listed on a national exchange are generally illiquid. Because no trading market exists for these investments, their values are estimated. Unless otherwise indicated, the values shown for DPP and REIT securities have been provided by the management of each program and represent that management's estimate of the investor's interest in the net assets of the program. See statement sections for additional pricing information. Values for hedge funds and certain managed futures funds are provided on a month delay basis. Other managed futures funds may be priced more frequently. Long-term certificates of deposit (maturity beyond one year from date of issue) are priced using a market value pricing model. The sale or redemption price of your securities may be higher or lower than the prices shown on your statement. For an actual quote, contact the individual servicing your account.

**Estimated annual income/yield:** Estimated Annual Income (EAI), when available, reflects the estimated amount you would earn on a security if your current position and its related income remained constant for a year. Estimated Annual Yield (EAY), when available, reflects the current estimated annual income divided by the current value of the security as of the statement closing date. EAI and EAY are estimates and the actual income and yield might be lower or higher than the estimated amounts. EAY reflects only the income generated by an investment. It does not reflect changes in its price, which may fluctuate. The information used to derive these estimates is obtained from various outside vendors; WFCS and Wells Fargo Advisors Financial Network, LLC are not responsible for incorrect or missing estimated annual income and yields. Past performance is not a guarantee of future results.

**Income summary:** The Income summary displays all income as recorded in the tax system as of period end date. The totals in the Cash flow snapshot may not match the totals in the Income snapshot due to reclassifications or other corrections made in the tax system. Remember, you may have certain products that are not included in these figures and whose income is only available on the tax forms sent to you at year-end. Reclassifications and other tax reporting requirements may alter these numbers both during and after year end. You should rely only on tax reporting documents. Contact your tax advisor if you have any questions about the tax consequences of your brokerage activity.

**Texas designation:** If you are a resident of Texas who has purchased mutual fund shares, you may designate a representative to receive notification to assist in avoiding escheatment of assets in your investment account to the State of Texas. The designated representative does not have any rights to your account. Please use the Texas Unclaimed Property link (<https://claimit.texas.org/>) to access the Designation of Representative for Notice Request form which you may complete and return to us at **ATTN: H0006-08K, 1 N. Jefferson Ave, St. Louis, MO 63103** or return by email at [clientcontact@firstclearing.com](mailto:clientcontact@firstclearing.com).

**Tax reporting:** We are required by federal law to report annually to you and to the Internal Revenue Service (IRS) on Form(s) 1099 interest income, dividend payments and sales proceeds including cost basis information for applicable transactions credited to your account.

## About your rights and responsibilities

**Questions and complaints about Your Account:** This account statement contains important information about your brokerage account, including recent transactions. All account statements sent to you shall be deemed complete and accurate if not objected to in writing within ten days of receipt. We encourage you to review the details in this statement. If you do not understand any of the information in your statement or if you believe there are any inaccuracies or discrepancies in your statement, you should promptly report them to both WFCS and to the manager of the Wells Fargo Advisors Financial Network office listed on the front of your statement. To further protect your rights, including any rights under the Securities Investor Protection Act, any verbal communications with either your Wells Fargo Advisors Financial Network office or with WFCS should be re-confirmed in writing. Inquiries or complaints about your account statement, including the positions and balances in your account, may be directed to **Wells Fargo Advisors Client Services at (866) 258-4606 or ATTN: H0005-087, 1 N. Jefferson Ave, St. Louis, MO 63103**.

**Public disclosure:** You may reach FINRA by calling the FINRA BrokerCheck Hotline at **(800) 289-9999** or by visiting the FINRA website at [www.finra.org](http://www.finra.org). An investor brochure that includes information describing FINRA BrokerCheck is available from FINRA upon request. A brochure describing the FINRA Pricing of Securities Regulation Public Disclosure Program is also available from the FINRA upon request.

**MSRB disclosure:** A brochure describing the protections available under MSRB rules and how to file a complaint is available at [www.MSRB.org](http://www.MSRB.org).

**Account protection:** WFCS is a member of the Securities Investor Protection Corporation (SIPC) which protects against the loss of cash and securities held in client accounts of a SIPC member firm in the event of the member's insolvency and liquidation. SIPC coverage is limited to \$500,000 per customer, including up to \$250,000 for cash. For more information on SIPC coverage, please see the explanatory brochure at [www.sipc.org](http://www.sipc.org) or contact SIPC at **(202) 371-8300**. In addition, WFCS maintains additional insurance coverage provided through London Underwriters (led by Lloyd's of London Syndicates). This additional insurance policy becomes available to clients if their SIPC limit is exhausted and provides additional protection up to a firm aggregate of \$1 billion, including up to \$1.9 million for cash per client. SIPC does not insure the quality of investments or protect against market losses. SIPC only protects the custody function of their members, which means that SIPC works to restore to clients their securities and cash that are in their accounts when the member firm liquidation begins. Not all investments are protected by SIPC. In general, SIPC does not cover instruments such as unregistered investment contracts, unregistered limited partnerships, fixed annuity contracts, escrow receipts, direct investments, currency, commodities or related contracts, hedge funds and certain other investments.

**Free credit balances:** Free credit balances are not segregated and may be used by WFCS in the operation of its business in accordance with applicable laws and regulations. You have the right to receive from us in the course of normal business operations, subject to any open commitments in any of your accounts, any free credit balances to which you are entitled.

**Investment objectives/Risk tolerances:** Please inform us promptly of any material change that might affect your investment objectives, risk tolerances or financial situation, or if you wish to impose or change any reasonable restrictions on the management of your account. A copy of the Investment Advisory Services Disclosure document is available without charge upon request. Please contact the individual denoted on the front of your statement to update your information and to receive a copy of this document.

**Option accounts:** Pursuant to FINRA Rule 2360, option assignment notices are randomly allocated by an automated process amongst all client short option positions that are subject to exercise, including positions established on the day of assignment. Transaction confirmations that were previously furnished to you provides information on commissions and other charges related to your option transaction executions. Details of our random allocation procedures and copies of transaction confirmations are available upon request.

CITY OF MALIBU  
RUTH QUINTO

MAY 1, 2023 - MAY 31, 2023

### Progress summary

	THIS PERIOD	THIS YEAR
Opening value	\$52,883,983.18	\$2,895,489.22
Cash deposited	5,000,000.00	55,000,000.00
Securities deposited	0.00	0.00
Cash withdrawn	0.00	0.00
Securities withdrawn	0.00	0.00
Change in value	-156,449.43	-167,955.47

**Closing value** **\$57,727,533.75** **\$57,727,533.75**

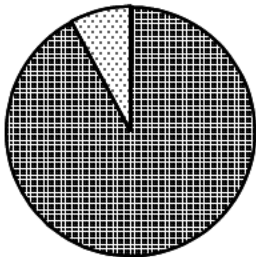
Estimated accrued interest ^ 190,529.90

**Total value (incl. accruals)** **\$57,918,063.65**

^ Estimated accrued interest is included for your convenience. The value represents the estimated portion of the interest that would be received upon the sale of your Fixed Income positions. For more information, see the Specific instructions and disclosures page.

### Portfolio summary

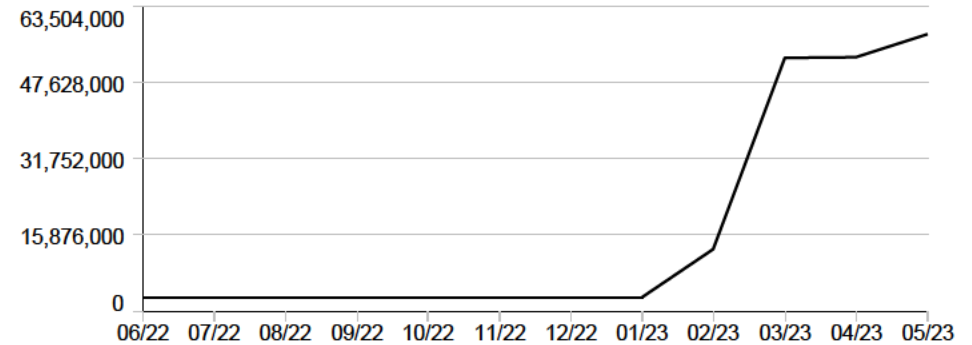
CURRENT



**ASSETS**

ASSET TYPE	PREVIOUS VALUE ON APR 30	%	CURRENT VALUE ON MAY 31	%	ESTIMATED ANN. INCOME
Cash and sweep balances	165,870.84	0.31	145,931.99	0.25	18,213
Stocks, options & ETFs	0.00	0.00	0.00	0.00	0
Fixed income securities	48,200,964.37	91.14	53,048,087.27	91.89	1,121,113
Mutual funds	4,517,147.97	8.54	4,533,514.49	7.85	197,208
<b>Asset value</b>	<b>\$52,883,983.18</b>	<b>100%</b>	<b>\$57,727,533.75</b>	<b>100%</b>	<b>\$1,336,534</b>

### Value over time



# SNAPSHOT

CITY OF MALIBU  
RUTH QUINTO

MAY 1, 2023 - MAY 31, 2023

## Cash flow summary

	THIS PERIOD	THIS YEAR
Opening value of cash and sweep balances	\$165,870.84	
Income and distributions	27,046.99	221,607.08
Securities sold and redeemed	0.00	5,010,522.44
Electronic funds transfers	5,000,000.00	55,000,000.00
<b>Net additions to cash</b>	<b>\$5,027,046.99</b>	<b>\$60,232,129.52</b>
Securities purchased	-5,046,985.84	-60,132,032.05
<b>Net subtractions from cash</b>	<b>-\$5,046,985.84</b>	<b>-\$60,132,032.05</b>
Closing value of cash and sweep balances	\$145,931.99	

## Income summary \*

	THIS PERIOD	THIS YEAR
<b>TAXABLE</b> Money market/sweep funds	4,312.24	13,679.69
Interest	6,368.23	163,852.09
Ordinary dividends and ST capital gains	16,366.52	44,075.30
<b>Total taxable income</b>	<b>\$27,046.99</b>	<b>\$221,607.08</b>
<b>Total federally tax-exempt income</b>	<b>\$0.00</b>	<b>\$0.00</b>
<b>Total income</b>	<b>\$27,046.99</b>	<b>\$221,607.08</b>

\* Certain distributions made in the current year are reported as prior year income according to IRS regulations. This may cause a difference between Cash Flow and Income Summary totals.

## Gain/loss summary

	UNREALIZED	THIS PERIOD REALIZED	THIS YEAR REALIZED
Short term (S)	-243,477.77	0.00	0.00
Long term (L)	-134,896.24	0.00	0.00
<b>Total</b>	<b>-\$378,374.01</b>	<b>\$0.00</b>	<b>\$0.00</b>

CITY OF MALIBU  
RUTH QUINTO

MAY 1, 2023 - MAY 31, 2023

### Your Financial Advisor

WILLIAM GOMBERG  
Phone: 714-497-1366

701 S PARKER STREET  
SUITE 2500  
ORANGE, CA 92868

### Account profile

Full account name:	CITY OF MALIBU RUTH QUINTO
Account type:	Brokerage Cash Services
Brokerage:	[REDACTED]
Brokerage Cash Services number:	9091092513
Tax status:	Non-Profit
Investment objective/Risk tolerance:*	CONSERVATIVE INCOME
Time horizon:*	INTERMEDIATE (3-5 YEARS)
Liquidity needs:*	MODERATE
Cost Basis Election:	First in, First out
Sweep option:	ALLSPRING GOVERNMENT MONEY MARKET

\*For more information, please visit us at: [www.wellsfargoadvisors.com/disclosures](http://www.wellsfargoadvisors.com/disclosures)

### Available funds

Cash	-250,000.00
Money market and sweep funds	395,931.99
Available for loan	0.00
<b>Your total available funds</b>	<b>\$145,931.99</b>

### Client service information

Client service:	800-266-6263
Website:	<a href="http://www.wellsfargoadvisors.com">www.wellsfargoadvisors.com</a>

### For your consideration

Go paperless. Accessing your account documents online is easy, secure, and costs nothing. Sign on at [wellsfargoadvisors.com](http://wellsfargoadvisors.com), go to **Portfolio** and select **Statements & Docs**, and then click on the **Delivery Preferences** link. Choose **Paperless - All Docs** or view your Delivery Settings details to select specific account documents for paperless delivery. If you do not have a Username and Password, visit [wellsfargoadvisors.com/signup](http://wellsfargoadvisors.com/signup) or call 1-877-879-2495 for enrollment assistance.

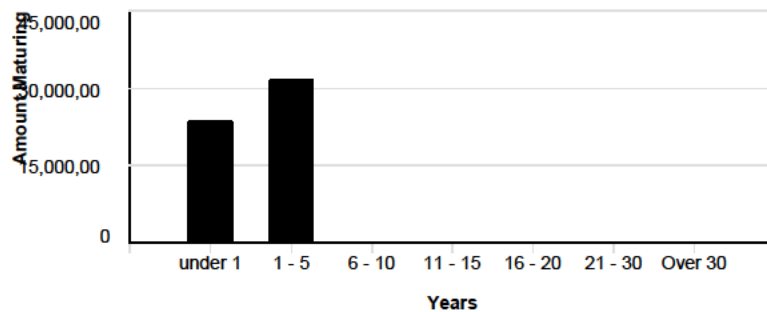
### Document delivery status

	Paper	Electronic
Statements:	X	
Trade confirmations:	X	
Tax documents:	X	
Shareholder communications:	X	
Other documents:	X	

**CITY OF MALIBU  
RUTH QUINTO**

MAY 1, 2023 - MAY 31, 2023

### Bond maturity schedule



MATURING IN:	AMOUNT MATURING	CURRENT VALUE	% OF MATURING VALUE
under 1 year	23,367,000.00	23,104,314.67	42.65
1 to 5 years	31,419,000.00	29,943,772.60	57.35
6 to 10 years	0.00	0.00	0.00
11 to 15 years	0.00	0.00	0.00
16 to 20 years	0.00	0.00	0.00
21 to 30 years	0.00	0.00	0.00
over 30 years	0.00	0.00	0.00
<b>Total</b>	<b>\$54,786,000.00</b>	<b>\$53,048,087.27</b>	<b>100.00%</b>

### Additional information

	THIS PERIOD	THIS YEAR		THIS PERIOD	THIS YEAR
Accrued interest on purchases	-1,290.76	-136,535.38	Gross proceeds	0.00	5,010,522.44

### Portfolio detail

#### Cash and Sweep Balances

Sweep Balances - You have the right, in the course of normal business operations, to withdraw balances in the Bank Deposit Sweep Program(s) or redeem shares of the money market mutual fund used in the sweep, subject to any open commitments in any of your accounts and have the proceeds returned to your accounts or remitted to you. The money market mutual funds in the sweep reserve the right to require one or more day's prior notice before permitting withdrawals.

Money Market Mutual Fund - Funds seek to preserve a value at \$1.00 per share, but it is possible to lose money by investing in these funds. Investments in money market funds are not bank deposits and are not insured by the FDIC or any other government agency. They are instead covered by SIPC. Estimated Annual Yield on money market funds, when available, reflects the current estimated yield for the Interest Period dates displayed. For more complete information, including fees, expenses and risks, please request a prospectus from Your Financial Advisor.

DESCRIPTION	% OF ACCOUNT	CURRENT MARKET VALUE	EST MATED ANNUAL INCOME	ESTIMATED CURRENT YIELD (%)
Cash	-0.43	-250,000.00	0.00	N/A
ALLSPRING GOVERNMENT MONEY MARKET Interest Period 05/01/23 - 05/31/23	0.69	395,931.99	18,213.00	4.60
<b>Total Cash and Sweep Balances</b>	<b>0.25</b>	<b>\$145,931.99</b>	<b>\$18,213.00</b>	

**CITY OF MALIBU  
RUTH QUINTO**

MAY 1, 2023 - MAY 31, 2023

## Fixed Income Securities

Corporate and municipal bonds and other fixed income securities are priced by a computerized pricing service or, for less actively traded issues, by utilizing a yield-based matrix system to arrive at an estimated market value.

### Government Bonds

DESCRIPTION	% OF ACCOUNT	QUANTITY	ADJ PRICE/ ORIG PRICE	ADJ COST/ ORIG COST	CURRENT PRICE	CURRENT MARKET VALUE	UNREALIZED GAIN/LOSS	ESTIMATED		
								ACCRUED INTEREST	ANNUAL INCOME	ANNUAL YIELD (%)
US TREASURY ^ BILL DUE 06/20/23 DTD 02/21/23 CUSIP 912797FP7 Acquired 03/15/23 S nc	6.91	4,000,000	98.81	3,952,453.68	99.7290	3,989,160.00	36,706.32	N/A	N/A	N/A
US TREASURY BILL DUE 08/10/23 DTD 08/11/22 CUSIP 912796XY0 Acquired 02/09/23 S nc	8.78	5,117,000	97.72	5,000,743.80	99.0010	5,065,881.17	65,137.37	N/A	N/A	N/A
US TREASURY NOTES CPN 0.250% DUE 09/30/23 DTD 09/30/21 FC 03/31/22 Moody AAA CUSIP 91282CDA6 Acquired 03/15/23 S	6.81	4,000,000	97.94	3,917,677.00	98.3160	3,932,640.00	14,963.00	1,693.99	10,000	0.25
US TREASURY NOTES CPN 2.125% DUE 03/31/24 DTD 03/31/17 FC 09/30/17 Moody AAA CUSIP 912828W71 Acquired 03/15/23 S	6.75	4,000,000	98.15	3,926,128.24	97.4640	3,898,560.00	-27,568.24	14,398.91	85,000	2.18
US TREASURY NOTES CPN 2.500% DUE 04/30/24 DTD 04/30/22 FC 10/31/22 Moody AAA CUSIP 91282CEK3 Acquired 05/18/23 S	1.69	1,000,000	97.93	979,328.56	97.5390	975,390.00	-3,938.56	2,173.92	25,000	2.56



CITY OF MALIBU  
RUTH QUINTO

MAY 1, 2023 - MAY 31, 2023

## Fixed Income Securities

## Government Bonds continued

DESCRIPTION	% OF ACCOUNT	QUANTITY	ADJ PRICE/ ORIG PRICE	ADJ COST/ ORIG COST	CURRENT PRICE	CURRENT MARKET VALUE	UNREALIZED GAIN/LOSS	ESTIMATED		
								ACCRUED INTEREST	ANNUAL INCOME	ANNUAL YIELD (%)
US TREASURY NOTES CPN 0.375% DUE 09/15/24 DTD 09/15/21 FC 03/15/22 Moody AAA CUSIP 91282CCX7 Acquired 03/15/23 S	6.54	4,000,000	95.07	3,802,819.52	94.3780	3,775,120.00	-27,699.52	3,179.35	15,000	0.39
US TREASURY NOTES CPN 1.750% DUE 03/15/25 DTD 03/15/22 FC 09/15/22 Moody AAA CUSIP 91282CED9 Acquired 03/15/23 S	6.60	4,000,000	96.35	3,854,194.52	95.1950	3,807,800.00	-46,394.52	14,836.96	70,000	1.83
US TREASURY NOTES CPN 3.500% DUE 09/15/25 DTD 09/15/22 FC 03/15/23 Moody AAA CUSIP 91282CFK2 Acquired 03/15/23 S	6.81	4,000,000	99.85	3,994,132.00	98.3280	3,933,120.00	-61,012.00	29,673.92	140,000	3.55
US TREASURY NOTES CPN 2.250% DUE 03/31/26 DTD 03/31/19 FC 09/30/19 Moody AAA CUSIP 9128286L9 Acquired 03/15/23 S	6.60	4,000,000	96.38	3,855,382.00	95.1870	3,807,480.00	-47,902.00	15,245.90	90,000	2.36
US TREASURY NOTES CPN 0.750% DUE 08/31/26 DTD 08/31/21 FC 02/28/22 Moody AAA CUSIP 91282CCW9 Acquired 03/15/23 S	6.25	4,000,000	91.07	3,643,007.00	90.1600	3,606,400.00	-36,607.00	7,581.52	30,000	0.83

CITY OF MALIBU  
RUTH QUINTO

MAY 1, 2023 - MAY 31, 2023

## Fixed Income Securities

### Government Bonds continued

DESCRIPTION	% OF ACCOUNT	QUANTITY	ADJ PRICE/ ORIG PRICE	ADJ COST/ ORIG COST	CURRENT PRICE	CURRENT MARKET VALUE	UNREALIZED GAIN/LOSS	ESTIMATED		
								ACCRUED INTEREST	ANNUAL INCOME	ANNUAL YIELD (%)
US TREASURY NOTES CPN 2.500% DUE 03/31/27 DTD 03/31/22 FC 09/30/22 Moody AAA CUSIP 91282CEF4 Acquired 03/15/23 S	6.58	4,000,000	96.45	3,858,132.00	94.9800	3,799,200.00	-58,932.00	16,939.89	100,000	2.63
US TREASURY NOTES CPN 3.125% DUE 08/31/27 DTD 08/31/22 FC 02/28/23 Moody AAA CUSIP 91282CFH9 Acquired 03/15/23 S	3.18	1,894,000	98.59	1,867,461.42	97.0700	1,838,505.80	-28,955.62	14,957.72	59,188	3.21
<b>Total Government Bonds</b>	<b>73.50</b>	<b>44,011,000</b>		<b>\$42,651,459.7</b>		<b>\$42,429,256.97</b>	<b>-\$222,202.77</b>	<b>\$120,682.08</b>	<b>\$624,188</b>	<b>1.47</b>

4

^ Denotes bonds with a maturity date in the next 60 days. Please contact us for further investment opportunities or any assistance.

nc Cost information for this tax lot is not covered by IRS reporting requirements. Unless indicated, cost for all other lots will be reported to the IRS.

## Certificates of Deposit

Long-term certificates of deposit (maturity beyond one year from date of issue) are priced using a market value pricing model.

DESCRIPTION	% OF ACCOUNT	QUANTITY	ADJ PRICE/ ORIG PRICE	ADJ COST/ ORIG COST	CURRENT PRICE	CURRENT MARKET VALUE	UNREALIZED GAIN/LOSS	ESTIMATED		
								ACCRUED INTEREST	ANNUAL INCOME	ANNUAL YIELD (%)
NEXBANK SSB CD ^ DALLAS TX ACT/365 FDIC INSD CPN 5.000% DUE 06/20/23 DTD 03/22/23 FC 06/20/23 CUSIP 653344BX8 Acquired 03/14/23 S nc	0.43	250,000	100.00	250,000.00	99.9870	249,967.50	-32.50	2,431.51	12,500	5.00

CITY OF MALIBU  
RUTH QUINTO

MAY 1, 2023 - MAY 31, 2023

## Fixed Income Securities

## Certificates of Deposit continued

DESCRIPTION	% OF ACCOUNT	QUANTITY	ADJ PRICE/ ORIG PRICE	ADJ COST/ ORIG COST	CURRENT PRICE	CURRENT MARKET VALUE	UNREALIZED GAIN/LOSS	ESTIMATED		
								ACCRUED INTEREST	ANNUAL INCOME	ANNUAL YIELD (%)
VALLEY NATL BK WAYNE CD WAYNE NJ ACT/365 FDIC INSD CPN 5.150% DUE 09/18/23 DTD 03/17/23 FC 09/18/23 CUSIP 919853HV6 Acquired 03/14/23 S nc	0.43	250,000	100.00	250,000.00	99.9370	249,842.50	-157.50	2,680.82	12,875	5.15
BANK OF CHINA/NEW YOR CD NEW YORK NY ACT/365 FDIC INSD CPN 5.150% DUE 11/24/23 DTD 05/24/23 FC 11/24/23 CUSIP 06428FH26 Acquired 05/18/23 S nc	0.43	250,000	100.00	250,000.00	99.9250	249,812.50	-187.50	282.19	12,875	5.15
FIRST HORIZON BANK CD MEMPHIS TN ACT/365 FDIC INSD CPN 5.150% DUE 11/24/23 DTD 05/24/23 FC 11/24/23 CUSIP 337158AV1 Acquired 05/18/23 S nc	0.43	250,000	100.00	250,000.00	99.9250	249,812.50	-187.50	282.19	12,875	5.15
MIZUHO BANK USA CD NEW YORK NY ACT/365 FDIC INSURED CPN 5.000% DUE 11/24/23 DTD 05/24/23 FC 11/24/23 CUSIP 60700PB26 Acquired 05/18/23 S nc	0.43	250,000	100.00	250,000.00	99.8530	249,632.50	-367.50	273.98	12,500	5.00
BANC CALIF NA CD IRVINE CA ACT/365 FDIC INSURED CPN 5.100% DUE 11/27/23 DTD 05/26/23 FC 11/27/23 CUSIP 05961SQX5 Acquired 05/18/23 S nc	0.43	250,000	100.00	250,000.00	99.9000	249,750.00	-250.00	209.59	12,750	5.10

CITY OF MALIBU  
RUTH QUINTO

MAY 1, 2023 - MAY 31, 2023

## Fixed Income Securities

### Certificates of Deposit continued

DESCRIPTION	% OF ACCOUNT	QUANTITY	ADJ PRICE/ ORIG PRICE	ADJ COST/ ORIG COST	CURRENT PRICE	CURRENT MARKET VALUE	UNREALIZED GAIN/LOSS	ESTIMATED		
								ACCRUED INTEREST	ANNUAL INCOME	ANNUAL YIELD (%)
TRUSTMARK NATL BK CD JACKSON MISS ACT/365 FDIC INSURED CPN 5.150% DUE 11/27/23 DTD 05/26/23 FC 11/27/23 CUSIP 898401DA9 Acquired 05/18/23 S nc	0.43	250,000	100.00	250,000.00	99.9250	249,812.50	-187.50	211.64	12,875	5.15
MIZRAHI TEFAHOT BANK/ CD LOS ANGELES CA ACT/365 FDIC INSD CPN 5.150% DUE 11/30/23 DTD 05/30/23 FC 11/30/23 CUSIP 60685BQB0 Acquired 05/18/23 S nc	0.43	250,000	100.00	250,000.00	99.9250	249,812.50	-187.50	70.54	12,875	5.15
MORGAN STANLEY PVT BK CD PURCHASE NY ACT/365 FDIC INSD CPN 3.550% DUE 12/06/23 DTD 12/06/18 FC 06/06/19 CUSIP 61760ASZ3 Acquired 11/28/18 L	0.43	250,000	100.00	250,000.00	99.1180	247,795.00	-2,205.00	4,303.77	8,875	3.58
BANK HOPE CD LOS ANGELES CA ACT/365 FDIC INSURED CPN 5.250% DUE 12/26/23 DTD 03/24/23 FC 12/26/23 CUSIP 062683HE0 Acquired 03/14/23 S nc	0.43	250,000	100.00	250,000.00	99.9420	249,855.00	-145.00	2,481.17	13,125	5.25
BANK OZK CD LITTLE ROCK AR ACT/365 FDIC INSD CPN 5.000% DUE 01/22/24 DTD 05/22/23 FC 06/22/23 CUSIP 06418CHC3 Acquired 05/18/23 S nc	0.43	250,000	100.00	250,000.00	99.8100	249,525.00	-475.00	342.47	12,500	5.00

CITY OF MALIBU  
RUTH QUINTO

MAY 1, 2023 - MAY 31, 2023

## Fixed Income Securities

## Certificates of Deposit continued

DESCRIPTION	% OF ACCOUNT	QUANTITY	ADJ PRICE/ ORIG PRICE	ADJ COST/ ORIG COST	CURRENT PRICE	CURRENT MARKET VALUE	UNREALIZED GAIN/LOSS	ESTIMATED		
								ACCRUED INTEREST	ANNUAL INCOME	ANNUAL YIELD (%)
BEAL BANK USA CD LAS VEGAS NV ACT/365 FDIC INSD CPN 4.750% DUE 02/21/24 DTD 02/22/23 FC 02/21/24 CUSIP 07371DRD1 Acquired 02/09/23 S nc	0.43	250,000	100.00	250,000.00	99.5600	248,900.00	-1,100.00	3,220.89	11,875	4.77
HANCOCK WHITNEY BANK CD GULFPORT MS ACT/365 FDIC INSD CPN 5.250% DUE 02/26/24 DTD 05/25/23 FC 02/26/24 CUSIP 41024LBS7 Acquired 05/18/23 S nc	0.43	250,000	100.00	250,000.00	99.9590	249,897.50	-102.50	251.71	13,125	5.25
BRADESCO BANK CD CORAL GABLES FL ACT/365 FDIC INSD CPN 5.200% DUE 03/04/24 DTD 06/02/23 FC 03/04/24 CUSIP 10421AAB3 Acquired 05/18/23 S nc	0.43	250,000	100.00	250,000.00	100.0284	250,071.00	71.00	N/A	13,000	5.19
SANTANDER BANK NA CD WILMINGTON DE ACT/365 FDIC INSD CPN 5.250% DUE 03/15/24 DTD 03/17/23 FC 03/15/24 CUSIP 80280JVQ1 Acquired 03/15/23 S nc	0.43	250,000	100.00	250,000.00	99.9010	249,752.50	-247.50	2,732.88	13,125	5.25
WEBBANK CD SALT LAKE CITY UT ACT/365 FDIC INSURED CPN 5.250% DUE 03/19/24 DTD 03/20/23 FC 03/19/24 CUSIP 947547US2 Acquired 03/15/23 S nc	0.43	250,000	100.00	250,000.00	99.8990	249,747.50	-252.50	2,625.00	13,125	5.25

CITY OF MALIBU  
RUTH QUINTO

MAY 1, 2023 - MAY 31, 2023

## Fixed Income Securities

### Certificates of Deposit continued

DESCRIPTION	% OF ACCOUNT	QUANTITY	ADJ PRICE/ ORIG PRICE	ADJ COST/ ORIG COST	CURRENT PRICE	CURRENT MARKET VALUE	UNREALIZED GAIN/LOSS	ESTIMATED		
								ACCRUED INTEREST	ANNUAL INCOME	ANNUAL YIELD (%)
BARCLAYS BANK/DELAWARE CD WILMINGTON DE ACT/365 FDIC INSD CPN 5.400% DUE 03/21/24 DTD 03/22/23 FC 03/21/24 CUSIP 06740KRN9 Acquired 03/14/23 S nc	0.43	250,000	100.00	250,000.00	100.0140	250,035.00	35.00	2,626.03	13,500	5.39
CITIZENS BANK NA/RI CD PROVIDENCE RI ACT/365 FDIC INSD CPN 5.300% DUE 03/21/24 DTD 03/22/23 FC 03/21/24 CUSIP 75524KQH0 Acquired 03/15/23 S nc	0.43	250,000	100.00	250,000.00	99.9360	249,840.00	-160.00	2,577.40	13,250	5.30
OCEANFIRST BANK NA CD TOMS RIVER NJ ACT/365 FDIC INSD CPN 5.150% DUE 03/21/24 DTD 03/22/23 FC 03/21/24 CUSIP 67523TCE1 Acquired 03/15/23 S nc	0.43	250,000	100.00	250,000.00	99.8200	249,550.00	-450.00	2,504.45	12,875	5.15
RENASANT BK TUPELO MS CD TUPELO MS ACT/365 FDIC INSD CPN 5.300% DUE 03/21/24 DTD 03/22/23 FC 03/21/24 CUSIP 759701BH7 Acquired 03/15/23 S nc	0.43	250,000	100.00	250,000.00	99.9360	249,840.00	-160.00	2,577.40	13,250	5.30
CHARLES SCHWAB BK SSB CD RENO NV ACT/365 FDIC INSD CPN 5.350% DUE 03/22/24 DTD 03/17/23 FC 09/17/23 CUSIP 15987UAU2 Acquired 03/15/23 S	0.43	250,000	100.00	250,000.00	99.7730	249,432.50	-567.50	2,784.93	13,375	5.36

CITY OF MALIBU  
RUTH QUINTO

MAY 1, 2023 - MAY 31, 2023

## Fixed Income Securities

## Certificates of Deposit continued

DESCRIPTION	% OF ACCOUNT	QUANTITY	ADJ PRICE/ ORIG PRICE	ADJ COST/ ORIG COST	CURRENT PRICE	CURRENT MARKET VALUE	UNREALIZED GAIN/LOSS	ESTIMATED		
								ACCRUED INTEREST	ANNUAL INCOME	ANNUAL YIELD (%)
ASSOCIATED BK GREEN B CD STEVENS POINT WI ACT/365 FDIC INSD CPN 5.150% DUE 05/21/24 DTD 05/22/23 FC 05/21/24 CUSIP 045491NU7 Acquired 05/18/23 S nc	0.43	250,000	100.00	250,000.00	99.7680	249,420.00	-580.00	352.74	12,875	5.16
GOLDMAN SACHS BK USA CD NEW YORK NY ACT/365 FDIC INSD CPN 5.000% DUE 05/22/24 DTD 05/24/23 FC 05/22/24 CUSIP 38150VHQ5 Acquired 05/18/23 S nc	0.43	250,000	100.00	250,000.00	99.6270	249,067.50	-932.50	273.98	12,500	5.01
AMERICAN EXPR NATL BK CD SALT LAKE CTY UT ACT/365 FDIC INSD CPN 5.100% DUE 05/23/24 DTD 05/24/23 FC 05/23/24 CUSIP 02589AET5 Acquired 05/18/23 S nc	0.09	50,000	100.00	50,000.00	99.7190	49,859.50	-140.50	55.89	2,550	5.11
BANK OF AMERICA NA CD CHARLOTTE NC ACT/365 FDIC INSD CPN 5.150% DUE 05/23/24 DTD 05/24/23 FC 05/23/24 CUSIP 06051VT89 Acquired 05/18/23 S nc	0.43	250,000	100.00	250,000.00	99.7660	249,415.00	-585.00	282.19	12,875	5.16
US BANK NATL ASSOC CD MINNEAPOLIS MN ACT/365 FDIC INSD CPN 5.100% DUE 05/23/24 DTD 05/24/23 FC 05/23/24 CUSIP 90354KBV9 Acquired 05/18/23 S nc	0.43	250,000	100.00	250,000.00	99.7190	249,297.50	-702.50	279.45	12,750	5.11

CITY OF MALIBU  
RUTH QUINTO

MAY 1, 2023 - MAY 31, 2023

## Fixed Income Securities

### Certificates of Deposit continued

DESCRIPTION	% OF ACCOUNT	QUANTITY	ADJ PRICE/ ORIG PRICE	ADJ COST/ ORIG COST	CURRENT PRICE	CURRENT MARKET VALUE	UNREALIZED GAIN/LOSS	ESTIMATED		
								ACCRUED INTEREST	ANNUAL INCOME	ANNUAL YIELD (%)
CAPITAL ONE NA CD MCLEAN VA ACT/365 FDIC INSURED CPN 2.500% DUE 06/19/24 DTD 06/19/19 FC 12/19/19 CUSIP 14042RLZ2 Acquired 06/18/19 L	0.42	250,000	100.00 100.00	250,001.54 250,007.00	97.0750	242,687.50	-7,314.04	2,808.22	6,250	2.57
FULTON BANK CD WILLIAMSPORT PA ACT/365 FDIC INSD CPN 5.350% DUE 06/24/24 DTD 03/22/23 FC 09/22/23 CUSIP 359899AN1 Acquired 03/14/23 S	0.43	250,000	100.00	250,000.00	99.9560	249,890.00	-110.00	2,601.71	13,375	5.35
COMENITY CAPITAL BANK CD SALT LAKE CTY UT ACT/365 FDIC INSD CPN 2.500% DUE 06/27/24 DTD 06/27/19 FC 07/27/19 CUSIP 20033AZ58 Acquired 06/18/19 L	0.21	125,000	100.00	125,000.00	96.9880	121,235.00	-3,765.00	42.81	3,125	2.57
CUSTOMERS BANK CD WEST READING PA ACT/365 FDIC INSD CPN 4.700% DUE 08/16/24 DTD 02/16/23 FC 08/16/23 CUSIP 23204HNC8 Acquired 02/09/23 S	0.43	250,000	100.00	250,000.00	99.2140	248,035.00	-1,965.00	3,380.14	11,750	4.73
COMERICA BANK TEXAS CD DALLAS TX ACT/365 FDIC INSD CPN 5.250% DUE 09/30/24 DTD 03/30/23 FC 09/30/23 CUSIP 200339FB0 Acquired 03/20/23 S	0.43	250,000	100.00	250,000.00	99.8590	249,647.50	-352.50	2,265.41	13,125	5.25



CITY OF MALIBU  
RUTH QUINTO

MAY 1, 2023 - MAY 31, 2023

## Fixed Income Securities

## Certificates of Deposit continued

DESCRIPTION	% OF ACCOUNT	QUANTITY	ADJ PRICE/ ORIG PRICE	ADJ COST/ ORIG COST	CURRENT PRICE	CURRENT MARKET VALUE	UNREALIZED GAIN/LOSS	ESTIMATED		
								ACCRUED INTEREST	ANNUAL INCOME	ANNUAL YIELD (%)
BANK HAPOALIM BM NY CD NEW YORK NY ACT/365 FDIC INSD CPN 5.050% DUE 11/26/24 DTD 05/26/23 FC 11/26/23 CUSIP 06251A5N6 Acquired 05/18/23 S	0.43	250,000	100.00	250,000.00	99.5980	248,995.00	-1,005.00	207.54	12,625	5.07
MANUF & TRADERS TR CO CD BUFFALO NY ACT/365 FDIC INSD CPN 4.900% DUE 12/09/24 DTD 12/07/22 FC 06/07/23 CUSIP 564759RJ9 Acquired 11/28/22 S	0.43	250,000	100.00	250,000.00	99.3820	248,455.00	-1,545.00	5,906.85	12,250	4.93
AMERICAN EXPR NATL BK CD SALT LAKE CTY UT ACT/365 FDIC INSD CPN 2.050% DUE 03/24/25 DTD 03/23/22 FC 09/23/22 CUSIP 02589ABV3 Acquired 03/17/22 L	0.33	200,000	100.00	200,000.00	94.4440	188,888.00	-11,112.00	786.30	4,100	2.17
ALLY BANK CD BENSALEM PA ACT/365 FDIC INSD CPN 5.250% DUE 03/24/25 DTD 03/23/23 FC 09/23/23 CUSIP 02007GM34 Acquired 03/14/23 S	0.43	250,000	100.00	250,000.00	99.9290	249,822.50	-177.50	2,517.12	13,125	5.25
WELLS FARGO BANK NA CD SIOUX FALLS SD ACT/365 FDIC INSD CPN 4.900% DUE 05/23/25 DTD 05/23/23 FC 06/23/23 CUSIP 949764CT9 Acquired 05/18/23 S	0.43	250,000	100.00	250,000.00	99.3180	248,295.00	-1,705.00	302.05	12,250	4.93

**CITY OF MALIBU  
RUTH QUINTO**

MAY 1, 2023 - MAY 31, 2023

## Fixed Income Securities

### Certificates of Deposit continued

DESCRIPTION	% OF ACCOUNT	QUANTITY	ADJ PRICE/ ORIG PRICE	ADJ COST/ ORIG COST	CURRENT PRICE	CURRENT MARKET VALUE	UNREALIZED GAIN/LOSS	ESTIMATED		
								ACCRUED INTEREST	ANNUAL INCOME	ANNUAL YIELD (%)
BMO HARRIS BANK NA CD CHICAGO IL ACT/365 FDIC INSD CPN 4.850% DUE 05/27/25 DTD 05/24/23 FC 11/24/23 CUSIP 05600XQK9 Acquired 05/18/23 S	0.43	250,000	100.00	250,000.00	99.2260	248,065.00	-1,935.00	265.75	12,125	4.88
BMW BK N AMERICA CD SALT LAKE CTY UT ACT/365 FDIC INSD CPN 5.100% DUE 09/17/25 DTD 03/17/23 FC 09/17/23 CUSIP 05580AX58 Acquired 03/14/23 S	0.43	250,000	100.00	250,000.00	99.7180	249,295.00	-705.00	2,654.79	12,750	5.11
STATE BANK OF INDIA CD NEW YORK NY ACT/365 FDIC INSD CPN 4.950% DUE 12/02/25 DTD 12/02/22 FC 06/02/23 CUSIP 856285V81 Acquired 11/28/22 S	0.43	250,000	100.00	250,000.00	99.4090	248,522.50	-1,477.50	6,136.64	12,375	4.97
COMENITY BANK CD WILMINGTON DE ACT/365 JUMBO CD FDIC INSURED CPN 2.000% DUE 03/18/26 DTD 03/18/22 FC 04/18/22 CUSIP 99000QQW7 Acquired 03/15/22 L	0.32	200,000	100.00	200,000.00	92.2524	184,504.80	-15,495.20	153.43	4,000	2.16
SYNCHRONY BANK CD DRAPER UT ACT/365 FDIC INSD CPN 5.000% DUE 03/24/26 DTD 03/24/23 FC 09/24/23 CUSIP 87165HX21 Acquired 03/14/23 S	0.43	250,000	100.00	250,000.00	99.5490	248,872.50	-1,127.50	2,363.02	12,500	5.02

CITY OF MALIBU  
RUTH QUINTO

MAY 1, 2023 - MAY 31, 2023

## Fixed Income Securities

## Certificates of Deposit continued

DESCRIPTION	% OF ACCOUNT	QUANTITY	ADJ PRICE/ ORIG PRICE	ADJ COST/ ORIG COST	CURRENT PRICE	CURRENT MARKET VALUE	UNREALIZED GAIN/LOSS	ESTIMATED		
								ACCRUED INTEREST	ANNUAL INCOME	ANNUAL YIELD (%)
TEXAS EXCHANGE BK SSB CD CROWLEY TX ACT/365 CALLABLE FDIC INSD CPN 1.100% DUE 10/29/26 DTD 10/29/21 FC 11/29/21 CALL 06/29/23 @ 100.000 CUSIP 88241TMC1 Acquired 10/22/21 L	0.38	250,000	100.00	250,000.00	87.4060	218,515.00	-31,485.00	22.60	2,750	1.25
DISCOVER BANK CD GREENWOOD DE ACT/365 FDIC INSD CPN 4.950% DUE 11/16/26 DTD 11/15/22 FC 05/15/23 CUSIP 254673Z66 Acquired 11/09/22 S	0.34	200,000	100.00	200,000.00	99.4410	198,882.00	-1,118.00	461.09	9,900	4.97
UBS BANK USA CD SALT LAKE CTY UT ACT/365 FDIC INSD CPN 1.150% DUE 12/08/26 DTD 12/08/21 FC 01/08/22 CUSIP 90348JX96 Acquired 11/30/21 L	0.38	250,000	100.00	250,000.00	87.2180	218,045.00	-31,955.00	189.04	2,875	1.31

CITY OF MALIBU  
RUTH QUINTO

MAY 1, 2023 - MAY 31, 2023

## Fixed Income Securities

### Certificates of Deposit continued

DESCRIPTION	% OF ACCOUNT	QUANTITY	ADJ PRICE/ ORIG PRICE	ADJ COST/ ORIG COST	CURRENT PRICE	CURRENT MARKET VALUE	UNREALIZED GAIN/LOSS	ESTIMATED		
								ACCRUED INTEREST	ANNUAL INCOME	ANNUAL YIELD (%)
CELTIC BANK CD SALT LAKE CTY UT ACT/365 FDIC INSD CPN 2.000% DUE 12/27/27 DTD 12/27/19 FC 01/27/20 CUSIP 15118RTH0 Acquired 12/09/19 L	0.38	250,000	100.00	250,000.00	87.3740	218,435.00	-31,565.00	68.50	5,000	2.28
<b>Total Certificates of Deposit</b>	<b>18.39</b>	<b>10,775,000</b>		<b>\$10,775,001.54</b>		<b>\$10,618,830.30</b>	<b>-\$156,171.24</b>	<b>\$69,847.82</b>	<b>\$496,925</b>	<b>4.68</b>
				<b>\$10,775,007.00</b>						
<b>Total Fixed Income Securities</b>	<b>91.89</b>			<b>\$53,426,461.28</b>		<b>\$53,048,087.27</b>	<b>-\$378,374.01</b>	<b>\$190,529.90</b>	<b>\$1,121,113</b>	<b>2.11</b>
				<b>\$53,426,466.74</b>						

^ Denotes Certificate of Deposit with a maturity date in the next 60 days. Please contact us for further investment opportunities or any assistance.  
nc Cost information for this tax lot is not covered by IRS reporting requirements. Unless indicated, cost for all other lots will be reported to the IRS.

CITY OF MALIBU  
RUTH QUINTO

MAY 1, 2023 - MAY 31, 2023

**Mutual Funds**

If a portion of your fund position was converted, the 'Client Investment' value may include reinvestments from previously held positions.

**Open End Mutual Funds**

Open End Mutual Fund shares are priced at net asset value. Estimated Annual Income and Yield refer to Dividends and Interest Income only, and typically do not reflect Total return.

DESCRIPTION	% OF ACCOUNT	QUANTITY	ADJ PRICE/ ORIG PRICE	ADJ COST/ ORIG COST	CURRENT PRICE	CURRENT MARKET VALUE	UNREALIZED GAIN/LOSS	EST MATED	
								ANNUAL INCOME	ANNUAL YIELD (%)
FIDELITY FUNDS FIDELITY TREASURY ONLY PORT INSTL CLASS SHS FRSXX On Reinvestment Acquired 03/17/23 S nc Reinvestments S nc		4,510,522.44000 22,992.05000	1.00 1.00	4,510,522.44 22,992.05		4,510,522.44 22,992.05	0.00 0.00		
<b>Total</b>	<b>7.85</b>	<b>4,533,514.49000</b>	<b>\$1.00</b>	<b>\$4,533,514.49</b>	<b>1.0000</b>	<b>\$4,533,514.49</b>	<b>\$0.00</b>	<b>\$197,208</b>	<b>4.35</b>
Client Investment (Excluding Reinvestments)						\$4,510,522.44			
Gain/Loss on Client Investment (Including Reinvestments)						\$22,992.05			
<b>Total Open End Mutual Funds</b>	<b>7.85</b>			<b>\$4,533,514.49</b>		<b>\$4,533,514.49</b>	<b>\$0.00</b>	<b>\$197,208</b>	<b>4.35</b>
<b>Total Mutual Funds</b>	<b>7.85</b>			<b>\$4,533,514.49</b>		<b>\$4,533,514.49</b>	<b>\$0.00</b>	<b>\$197,208</b>	<b>4.35</b>

nc Cost information for this tax lot is not covered by IRS reporting requirements. Unless indicated, cost for all other lots will be reported to the IRS.

**Activity detail****Income and distributions**

DATE	ACCOUNT TYPE	TRANSACTION	QUANTITY	DESCRIPTION	PRICE	AMOUNT
05/01	Cash	DIVIDEND		FIDELITY FUNDS FIDELITY TREASURY ONLY PORT INSTL CLASS SHS 042823 4,517,147.97000 AS OF 4/28/23		16,366.52

**CITY OF MALIBU  
RUTH QUINTO**

MAY 1, 2023 - MAY 31, 2023

## Activity detail continued

### Income and distributions

DATE	ACCOUNT TYPE	TRANSACTION	QUANTITY	DESCRIPTION	PRICE	AMOUNT
05/08	Cash	INTEREST		UBS BANK USA CD SALT LAKE CTY UT ACT/365 FDIC INSD CPN 1.150% DUE 12/08/26 DTD 12/08/21 FC 01/08/22 050823 250,000 CUSIP 90348JX96		236.30
05/15	Cash	INTEREST		DISCOVER BANK CD GREENWOOD DE ACT/365 FDIC INSD CPN 4.950% DUE 11/16/26 DTD 11/15/22 FC 05/15/23 051523 200,000 CUSIP 254673Z66		4,909.32
05/18	Cash	INTEREST		COMENITY BANK CD WILMINGTON DE ACT/365 JUMBO CD FDIC INSURED CPN 2.000% DUE 03/18/26 DTD 03/18/22 FC 04/18/22 051823 200,000 CUSIP 99000QQW7		328.77
05/30	Cash	INTEREST		CELTIC BANK CD SALT LAKE CTY UT ACT/365 FDIC INSD CPN 2.000% DUE 12/27/27 DTD 12/27/19 FC 01/27/20 052723 250,000 AS OF 5/27/23 CUSIP 15118RTH0		410.96
05/30	Cash	INTEREST		COMENITY CAPITAL BANK CD SALT LAKE CTY UT ACT/365 FDIC INSD CPN 2.500% DUE 06/27/24 DTD 06/27/19 FC 07/27/19 052723 125,000 AS OF 5/27/23 CUSIP 20033AZ58		256.85

CITY OF MALIBU  
RUTH QUINTO

MAY 1, 2023 - MAY 31, 2023

## Activity detail continued

## Income and distributions

DATE	ACCOUNT TYPE	TRANSACTION	QUANTITY	DESCRIPTION	PRICE	AMOUNT
05/30	Cash	INTEREST		TEXAS EXCHANGE BK SSB CD CROWLEY TX ACT/365 CALLABLE FDIC INSD CPN 1.100% DUE 10/29/26 DTD 10/29/21 FC 11/29/21 052923 250,000 AS OF 5/29/23 CUSIP 88241TMC1		226.03
05/31	Cash	DIVIDEND		ALLSPRING GOVERNMENT MONEY MARKET SWEEP CLASS 053123 391,619		4,312.24

Total Income and distributions:

\$27,046.99

## Electronic funds transfer

DATE	ACCOUNT TYPE	TRANSACTION	DESCRIPTION	AMOUNT
05/17	Cash	WIRE TRANSFER	INCOMING WIRE CITY OF MALIBU	5,000,000.00

Total Electronic funds transfer:

\$5,000,000.00

## Securities purchased

DATE	ACCOUNT TYPE	TRANSACTION	QUANTITY	DESCRIPTION	PRICE	AMOUNT
05/01	Cash	REINVEST DIV	16,366.52000	FIDELITY FUNDS FIDELITY TREASURY ONLY PORT INSTL CLASS SHS REINVEST AT 1.000		-16,366.52
05/18	Cash	PURCHASE	250,000.00000	BANK HAPOLIM BM NY CD NEW YORK NY ACT/365 FDIC INSD CPN 5.050% DUE 11/26/24 DTD 05/26/23 FC 11/26/23 CUSIP 06251A5N6	100.0000	-250,000.00
05/18	Cash	PURCHASE	50,000.00000	AMERICAN EXPR NATL BK CD SALT LAKE CTY UT ACT/365 FDIC INSD CPN 5.100% DUE 05/23/24 DTD 05/24/23 FC 05/23/24 CUSIP 02589AET5	100.0000	-50,000.00

**CITY OF MALIBU  
RUTH QUINTO**

MAY 1, 2023 - MAY 31, 2023

## Activity detail continued

### Securities purchased

DATE	ACCOUNT TYPE	TRANSACTION	QUANTITY	DESCRIPTION	PRICE	AMOUNT
05/18	Cash	PURCHASE	250,000.00000	BANK OF AMERICA NA CD CHARLOTTE NC ACT/365 FDIC INSD CPN 5.150% DUE 05/23/24 DTD 05/24/23 FC 05/23/24 CUSIP 06051VT89	100.0000	-250,000.00
05/18	Cash	PURCHASE	250,000.00000	BANK OZK CD LITTLE ROCK AR ACT/365 FDIC INSD CPN 5.000% DUE 01/22/24 DTD 05/22/23 FC 06/22/23 CUSIP 06418CHC3	100.0000	-250,000.00
05/18	Cash	PURCHASE	250,000.00000	ASSOCIATED BK GREEN B CD STEVENS POINT WI ACT/365 FDIC INSD CPN 5.150% DUE 05/21/24 DTD 05/22/23 FC 05/21/24 CUSIP 045491NU7	100.0000	-250,000.00
05/18	Cash	PURCHASE	250,000.00000	BANC CALIF NA CD IRVINE CA ACT/365 FDIC INSURED CPN 5.100% DUE 11/27/23 DTD 05/26/23 FC 11/27/23 CUSIP 05961SQX5	100.0000	-250,000.00
05/18	Cash	PURCHASE	250,000.00000	BRADESCO BANK CD CORAL GABLES FL ACT/365 FDIC INSD CPN 5.200% DUE 03/04/24 DTD 06/02/23 FC 03/04/24 CUSIP 10421AAB3	100.0000	-250,000.00
05/18	Cash	PURCHASE	250,000.00000	BANK OF CHINA/NEW YOR CD NEW YORK NY ACT/365 FDIC INSD CPN 5.150% DUE 11/24/23 DTD 05/24/23 FC 11/24/23 CUSIP 06428FH26	100.0000	-250,000.00



CITY OF MALIBU  
RUTH QUINTO

MAY 1, 2023 - MAY 31, 2023

## Activity detail continued

## Securities purchased

DATE	ACCOUNT TYPE	TRANSACTION	QUANTITY	DESCRIPTION	PRICE	AMOUNT
05/18	Cash	PURCHASE	250,000.00000	FIRST HORIZON BANK CD MEMPHIS TN ACT/365 FDIC INSD CPN 5.150% DUE 11/24/23 DTD 05/24/23 FC 11/24/23 CUSIP 337158AV1	100.0000	-250,000.00
05/18	Cash	PURCHASE ACCRUED INT	1,000,000.00000	US TREASURY NOTES CPN 2.500% DUE 04/30/24 DTD 04/30/22 FC 10/31/22 CUSIP 91282CEK3	97.9321	-979,328.56 -1,290.76
05/18	Cash	PURCHASE	250,000.00000	GOLDMAN SACHS BK USA CD NEW YORK NY ACT/365 FDIC INSD CPN 5.000% DUE 05/22/24 DTD 05/24/23 FC 05/22/24 CUSIP 38150VHQ5	100.0000	-250,000.00
05/18	Cash	PURCHASE	250,000.00000	BMO HARRIS BANK NA CD CHICAGO IL ACT/365 FDIC INSD CPN 4.850% DUE 05/27/25 DTD 05/24/23 FC 11/24/23 CUSIP 05600XQK9	100.0000	-250,000.00
05/18	Cash	PURCHASE	250,000.00000	HANCOCK WHITNEY BANK CD GULFPORT MS ACT/365 FDIC INSD CPN 5.250% DUE 02/26/24 DTD 05/25/23 FC 02/26/24 CUSIP 41024LBS7	100.0000	-250,000.00
05/18	Cash	PURCHASE	250,000.00000	MIZRAHI TEFAHOT BANK/ CD LOS ANGELES CA ACT/365 FDIC INSD CPN 5.150% DUE 11/30/23 DTD 05/30/23 FC 11/30/23 CUSIP 60685BQB0	100.0000	-250,000.00

CITY OF MALIBU  
RUTH QUINTO

MAY 1, 2023 - MAY 31, 2023

## Activity detail continued

### Securities purchased

DATE	ACCOUNT TYPE	TRANSACTION	QUANTITY	DESCRIPTION	PRICE	AMOUNT
05/18	Cash	PURCHASE	250,000.00000	MIZUHO BANK USA CD NEW YORK NY ACT/365 FDIC INSURED CPN 5.000% DUE 11/24/23 DTD 05/24/23 FC 11/24/23 CUSIP 60700PB26	100.0000	-250,000.00
05/18	Cash	PURCHASE	250,000.00000	TRUSTMARK NATL BK CD JACKSON MISS ACT/365 FDIC INSURED CPN 5.150% DUE 11/27/23 DTD 05/26/23 FC 11/27/23 CUSIP 898401DA9	100.0000	-250,000.00
05/18	Cash	PURCHASE	250,000.00000	US BANK NATL ASSOC CD MINNEAPOLIS MN ACT/365 FDIC INSD CPN 5.100% DUE 05/23/24 DTD 05/24/23 FC 05/23/24 CUSIP 90354KBV9	100.0000	-250,000.00
05/18	Cash	PURCHASE	250,000.00000	WELLS FARGO BANK NA CD SIOUX FALLS SD ACT/365 FDIC INSD CPN 4.900% DUE 05/23/25 DTD 05/23/23 FC 06/23/23 CUSIP 949764CT9	100.0000	-250,000.00
Total Securities purchased:						-\$5,046,985.84

## Cash sweep activity

Our Cash Sweep program allows you to earn a return on the idle cash balances in your account by automatically investing such balances into one of our cash sweep options. These 'sweep transactions' may represent a net amount for the day and occur on settlement date. The following section displays transfers into and out of your sweep option. Transactions displayed here are Transfer To, Transfer From and Reinvested Dividends and Interest. These transaction amounts are not included in your cash flow summary.

DATE	TRANSACTION	DESCRIPTION	AMOUNT	DATE	TRANSACTION	DESCRIPTION	AMOUNT
05/01		BEGINNING BALANCE	165,637.28	05/16	TRANSFER TO	ALLSPRING GOVERNMENT MONEY MARKET	4,909.32
05/01	TRANSFER TO	ALLSPRING GOVERNMENT MONEY MARKET	233.56	05/18	TRANSFER TO	ALLSPRING GOVERNMENT MONEY MARKET	5,000,000.00
05/09	TRANSFER TO	ALLSPRING GOVERNMENT MONEY MARKET	236.30	05/19	TRANSFER FROM	ALLSPRING GOVERNMENT MONEY MARKET	-980,290.55

CITY OF MALIBU  
RUTH QUINTO

MAY 1, 2023 - MAY 31, 2023

Cash sweep activity continued

DATE	TRANSACTION	DESCRIPTION	AMOUNT	DATE	TRANSACTION	DESCRIPTION	AMOUNT
05/22	TRANSFER FROM	ALLSPRING GOVERNMENT MONEY MARKET	-500,000.00	05/30	TRANSFER FROM	ALLSPRING GOVERNMENT MONEY MARKET	-250,000.00
05/23	TRANSFER FROM	ALLSPRING GOVERNMENT MONEY MARKET	-250,000.00	05/31	REINVEST DIV	ALLSPRING GOVERNMENT MONEY MARKET	4,312.24
05/24	TRANSFER FROM	ALLSPRING GOVERNMENT MONEY MARKET	-1,800,000.00	05/31	TRANSFER TO	ALLSPRING GOVERNMENT MONEY MARKET	893.84
05/25	TRANSFER FROM	ALLSPRING GOVERNMENT MONEY MARKET	-250,000.00	05/31		ENDING BALANCE	395,931.99
05/26	TRANSFER FROM	ALLSPRING GOVERNMENT MONEY MARKET	-750,000.00				

Bank Deposits Through Teller

May 1 - May 31

Wells Fargo Bank, N.A. (Member FDIC)

Account number 9091092513

Questions? Call us at 1-800-266-6263

Deposits made in a bank branch on the last business day of the month will typically appear on your next statement.

DATE	TRANSACTION	DESCRIPTION	AMOUNT	BANK BALANCE
05/01		BEGINNING BALANCE		\$0.00
05/31		ENDING BALANCE		\$0.00

**CITY OF MALIBU  
RUTH QUINTO**

**MAY 1, 2023 - MAY 31, 2023**

## Specific instructions and disclosures

### Available funds

"Available for loan" reflects the approximate amount available as of the statement period ending date and should be reduced by any pending checks and Visa charges not yet cleared. This amount is the approximate amount available for withdrawal and loans. A margin loan is a variable rate loan secured by your account.

### Income on non-reportable accounts

Your income summary is categorized into taxable and tax-exempt income based upon the securities that you hold. Please be aware that, since this is a 1099 non-reportable account, this income will NOT be reported to the IRS, but is being provided to you for informational purposes only.

### Callable Securities

Securities that are subject to a partial call will be selected by an impartial lottery process in which the probability of your securities being selected for redemption is proportional to the holdings of all shareholders of such securities held in street name. If a security is called prior to maturity it may affect the yield you receive. Additional information is available at [www.wellsfargoadvisors.com](http://www.wellsfargoadvisors.com) under Legal Disclosures or the written procedures are available upon request.

### Cost basis - To add or update information or modify your reporting options, please contact Your Financial Advisor.

This statement presents estimated unrealized or realized gains or losses for your information only. If acquisition or other information is not available, the gain/loss information may not be displayed and section and summary totals may not reflect your complete portfolio. Cost basis information is not verified by WFCS or Wells Fargo Advisors Financial Network and should not be relied upon for legal or tax purposes. Revisions to this information (due to corporate mergers, tenders and other reorganizations) may be required from time to time.

Cost basis for factored bonds (GNMA, CMO, etc.) will be adjusted for paydown of principal. Systematic investments in mutual funds and reinvested dividends for mutual funds and stocks have been consolidated for each position. Unit cost data for systematic investments and dividend reinvestment securities is provided for informational purposes only and is a non-weighted average.

Your account statement should not be used for tax preparation without assistance from your tax consultant. We do not report capital gains or losses for non-covered securities to the IRS.

### Cost basis options

Unless specific tax lots are selected at trade time, sales of tax lots will occur using the cost basis election reflected in the Account profile section.

### Estimated accrued interest on Fixed Income securities

Estimated accrued interest is included in the Portfolio summary as a convenience to you and represents the estimated portion of the interest that would be received upon the sale of the Fixed Income positions in your account, calculated from the date of the last coupon (or dated date) through the date of the account statement, based upon information provided by the issuer. This is not a guarantee that this amount will be realized in your account. Actual income will be based upon the payout schedule of the securities held in your account. If you own a Foreign Fixed Income security, and it is denominated in a foreign currency, the Estimated accrued interest will not be accurate.

\*\*\* THIS PAGE IS INTENTIONALLY LEFT BLANK \*\*\*